

ITC Workshop – Disaster Risk Game by UNDRR

This document provides instructions on how ask you to play the game "StopDisasters". Natural Disasters are a complex problem that unfortunately has been occurring very frequently nowadays. In this game, you are expected to save a number of persons from being hurt by disasters while managing your resources and time. You will also learn the importance of spatial accuracy in solving local and global challenges.

For instance, You can relive the Haiti Eathquake via <https://insidedisaster.com/experience/login.html>

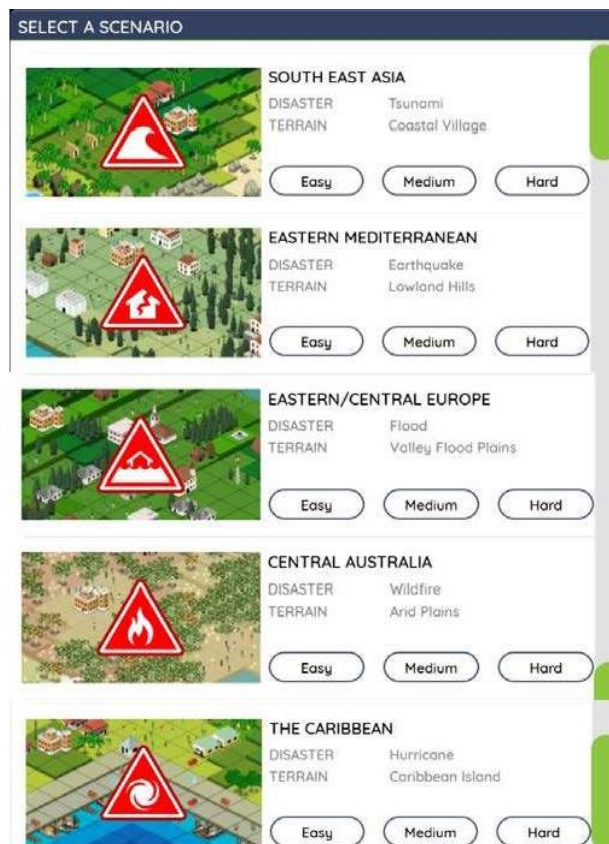
Later, you can learn how to apply GIScience in disaster situation <https://youtu.be/YqjfdobHBFA>
For now, Let's play!

"Stop Disasters!" Game by UN Office for Disaster Risk Reduction (UNDRR)

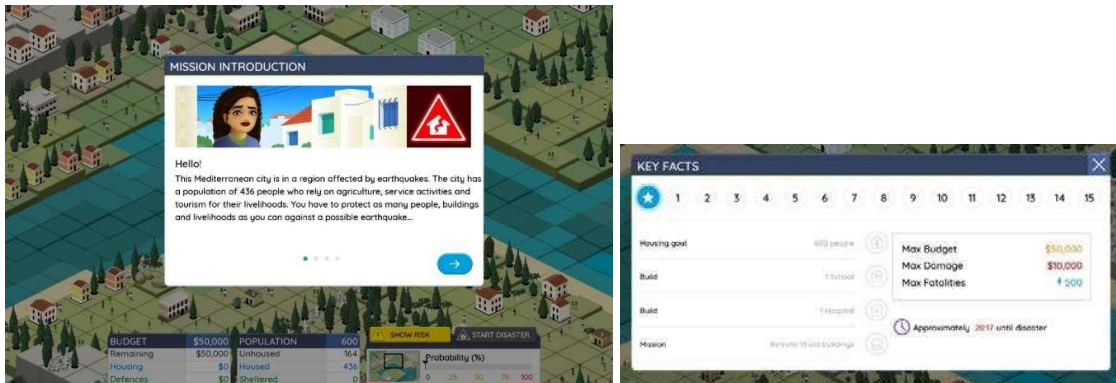
Before you start playing, read the instructions below :

It is a single-player game. Anyone with internet access can play the game. You do not need to download the game. We provide you with some basic instructions as starters, but please investigate the game and learn more by playing.

- 1) **Launch the game and select a scenario and difficulty level. We recommend you start with ease and increase the difficulty level gradually.**
(<https://www.stopdisastersgame.org/>)

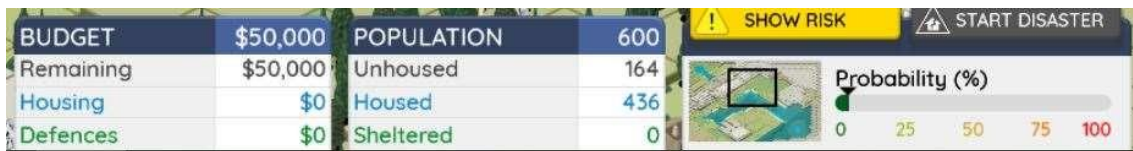


2) Read the mission instruction before the game and check the key facts during the game.



3) The budget is given, and the time is limited.

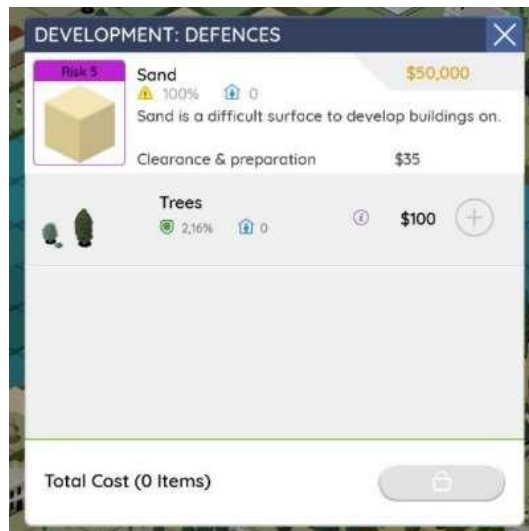
On the one hand, you need to take disaster risk reduction measures, such as increasing awareness of the population and increasing the defences to minimize the damage caused by a disaster. On the other hand, the population is rising, and you need to provide houses for the newcomers.



When you click on one of the buildings, this list appears.



An example of providing defences in an earthquake scenario for empty land



The community centre provides evacuation training, a local alarm system etc.

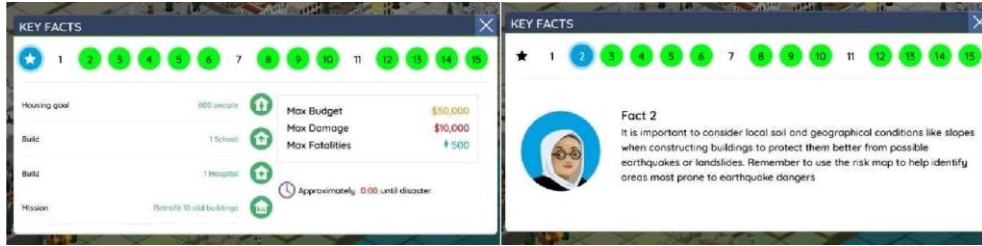


If you pay for an early warning system before the disaster hits the area, you have one minute to evacuate the residents



The situation after the occurrence of the earthquake

During the game, try to open all the key facts.



You will receive the news after the occurrence of the disaster



An example of the mission report that you will receive at the end of the game

